



CLINICAL QUALITY MEASUREMENT AND MANAGEMENT

Isn't it time for an easy approach to capturing clinical quality data?
Do you want more than compliance from QAPI?

Do you have the data you need for public reporting?

Quality Navigator™ is a web-based clinical system designed to guide hospices through targeted data capture, reporting and management to improve clinical quality. Deyta's team of hospice measurement experts ensures that Quality Navigator™ incorporates the right data elements and reports the right clinical quality measures for QAPI compliance, benchmarking, and preparation for public reporting. The comprehensive tool provides concise executive summaries and in-depth analysis of key areas of clinical quality management:

Clinical Processes and Outcomes

Symptom Management and Outcomes

Tracking and trending of symptom management outcomes throughout the course of care

Processes of Quality Care

A chart review focusing on industry-vetted measures of quality patient care and the processes of care

Adverse Event Tracking

Incident /Occurrence Reporting

Comprehensive tracking of incidents /occurrences involving patients, staff or visitors

Infection Control Reporting

Comprehensive infection control management with patient- and agency-level drill-down

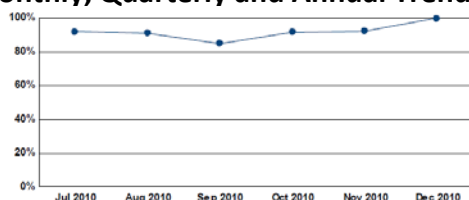
The Deyta Advantage

- **On-demand reporting** provides access to your data as soon as it is entered
- **Customized reports** allow you to select measure preferences and time frames
- **Interactive graphs** allow you to specify incident and infection types
- **Aggregate/roll-up reporting** addresses both patient-level and agency-level QAPI requirements with ability to drill-down into patient, location, region, division and corporate-level reports
- **Drill-down reports** identify patient-mix characteristics or subsets of data for targeted analysis
- **Electronic file submission** for efficient, timely transfer of patient-level data

Public Reporting Made Easy!

Trending and comparative data for the required Comfortable Dying measure (NQF 0209)

Monthly, Quarterly and Annual Trending



	Jul 2010	Aug 2010	Sep 2010	Oct 2010	Nov 2010	Dec 2010
# Comfortable in 48 hr	23	21	17	34	12	19
# Responding at 72 hr	25	23	20	37	13	19
% Comfortable in 48 hr	92.0%	91.3%	85.0%	91.9%	92.3%	100.0%

2010 Comparative Benchmark Results

Percent of patients reporting uncomfortable because of pain on admission and report they were comfortable within 48 hours

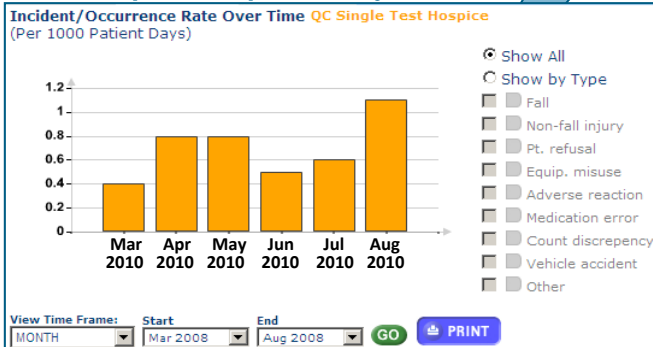
Patient Count	Deyta National	Deyta Leaders	Unable/Unwilling
4,071	79.0%	100.0%	9.1%

Benchmark and Comparison Reports

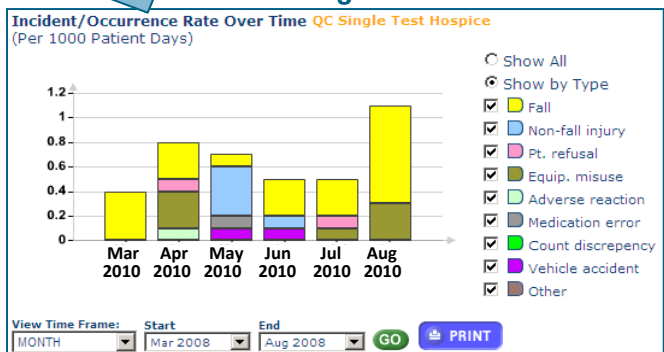
- **Comprehensive view of clinical performance** with patient outcomes and process of care measures
- **Comparative performance ranges** for over 40 clinical quality measures
- **Deyta Leaders - top performers** in the benchmark help you strive for excellence
- **Detailed interpretation guides** lead your staff through interpretation and utilization of the data

Drill-Down Reporting for Enhanced Analysis

STEP 1: Overall Incident Rate *Incidents per 1000 patient days*



STEP 2: Incident Rate by TYPE *Identifies high falls rate*



STEP 3: Incident Reporting Summary Report *Drill down into falls-specific details*

INCIDENTS/ OCCURRENCES BY TYPE		# of Incidents	% of Total
Falls		36	72.0%
<u>AREA</u>	<u>INJURY</u>		
Pt. room / bedroom	No injury	36.1%	
Hallway	Minor injury	52.8%	
Bathroom	Moderate injury	11.1%	
Other location	Hospitalization required	0.0%	
<u>ADL & CONTINENCE STATUS</u>	<u>ACTIVITY AT TIME OF FALL</u>		
Independent, continent	Reaching from chair / bed	11.1%	
Independent, incontinent	Ambulating	33.3%	
Dependent, continent	Toileting	30.6%	
Dependent, incontinent	Transferring	2.8%	
	Other activity	22.2%	

Beyond Satisfaction

Deyta partners with thousands of hospice, home health, human services and other organizations, to measurably improve the quality of patient care and services, the experience of customers and employees, and the effectiveness of their operations. With 20 years of experience in survey administration and healthcare quality improvement, Deyta offers proven solutions with powerful reporting and extraordinary customer service. Our clients are providers, industry associations, regulatory agencies, vendors, and consultants who are committed to improving healthcare.

Improve Clinical Quality. To learn more about Deyta's Quality Navigator™ or to schedule a demonstration contact info@deyta.com or call 888.893.1937 x121.